




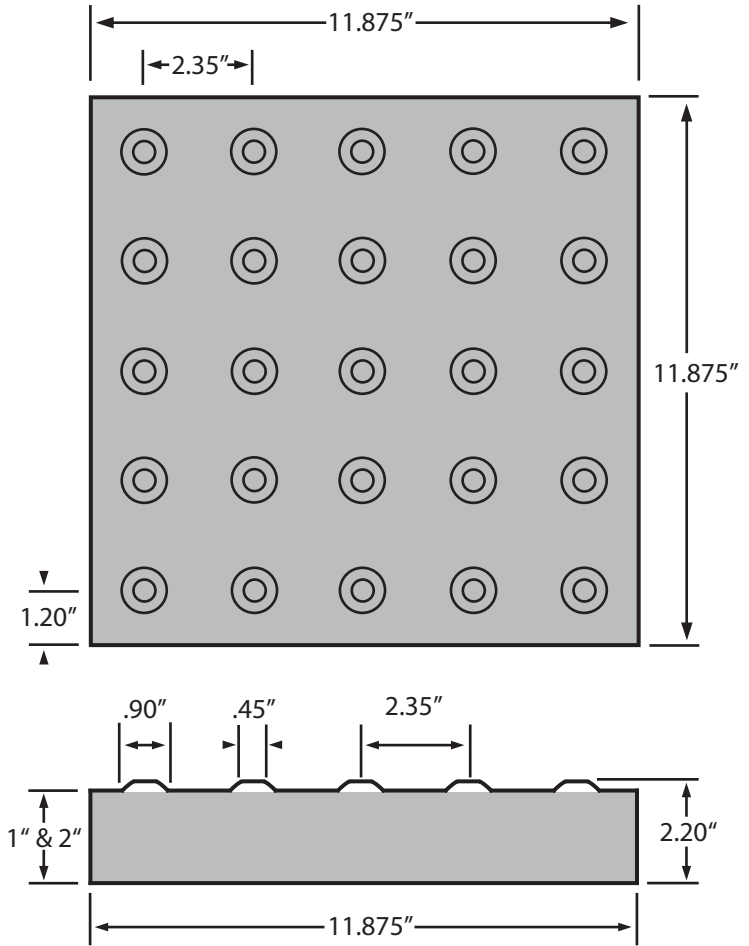

Tile Tech Pavers

Paving America one step at a time.

Detectable Warning Pavers




Detectable Warning Pavers



Manufactured in accordance with the current requirements set forth in the American Disabilities Act (ADA) these detectable warning pavers, also known as ADA truncated dome pavers, provide a series of raised truncated domes that are readily detectable underfoot and by cane.

The distinctively textured walking surface can help to warn pedestrians of an impending hazards on the route ahead. These Detectable Warning Pavers are fabricated with a non-slip texture applied to the surface of the pavers. We manufacture our detectable warning pavers in several sizes and colors to suit various design requirements and conform to the ADA codes.

Custom sizes, colors and aggregate mixes are also available.



Red

Charcoal

Yellow

Natural

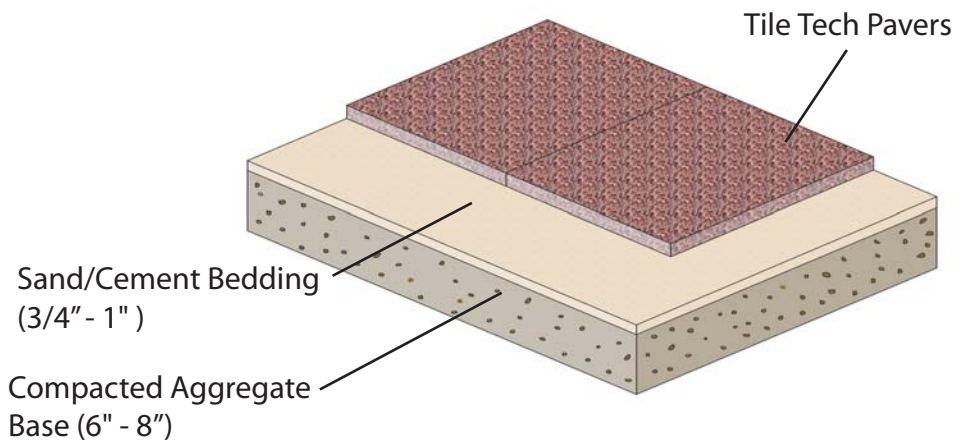

Available Sizes:

12" x 12" x 2"

12" x 12" x 1"

Colors & finishes shown are only a representation. Please request samples for approval.

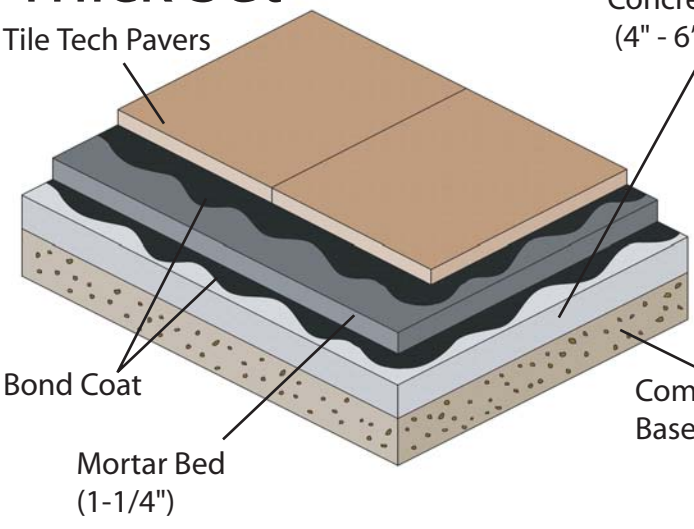
Sand Set Installation



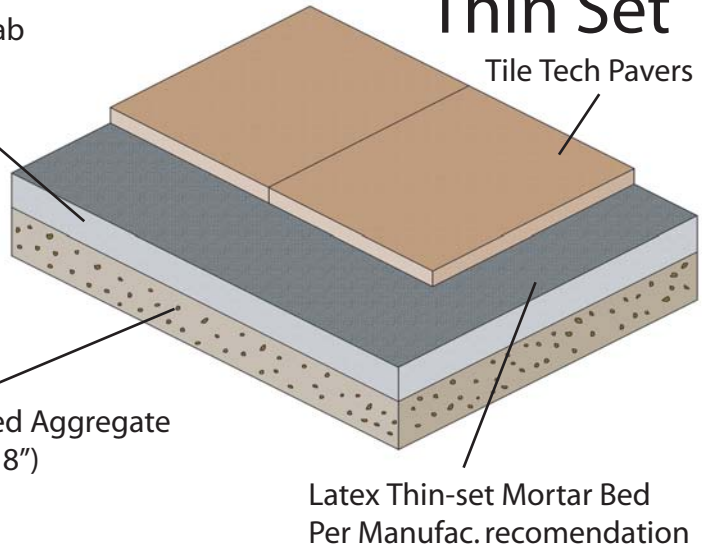
The benefits of sand set installation of pavers is that it is economical over other methods of installation. This method also allows for easy replacement, repair & adjustment of pavers. Proper compaction of the sub-base, good edge restraint and stable soil conditions are critical to prevent movement of pavers. Sand bed should not be thicker than 1". Joints are usually swept with sand.

Mortar Set Installation

Thick Set

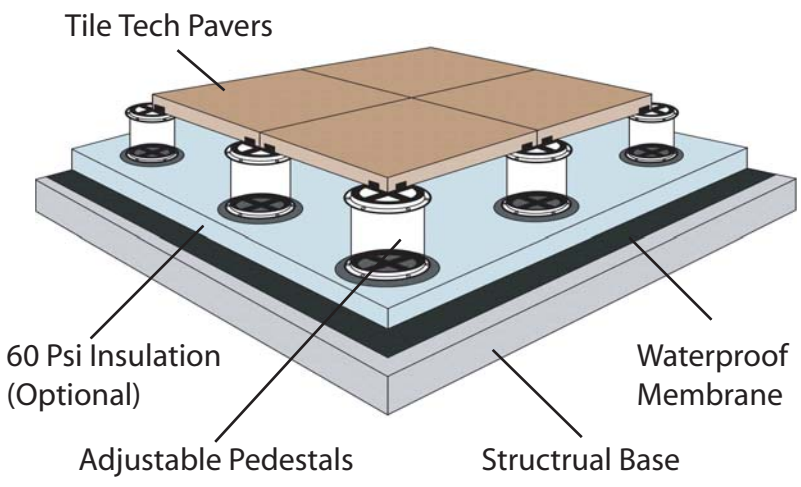


Thin Set



Stability of sub-base and concrete structure is critical. Both thin set or thick set methods are possible. Joints can be grouted if desired.

Pedestal Installation



Tile Tech Pavers Specification Summary

PART ONE- GENERAL

- 1.1 Summary
 - A. Scope of work
 - 1. Precast Concrete Pavers
 - 2. Precast Stair Treads
 - 3. Precast Pool Copings
- 1.2 References
 - A. ASTM - American Society for Testing & Materials
 - 1. ASTM C-33
 - 2. ASTM C-140
 - 3. ASTM C-150
 - 4. ASTM C-241
 - 5. ASTM C-293
 - 6. ASTM C-501, 50
 - 7. ASTM C-1028
- 1.3 Quality Assurance
 - A. Manufacturer
 - 1. Minimum of 5 years experience manufacturing precast concrete pavers.
 - 2. Supply a written installation procedure manual.
 - B. Installation Contractor
 - 1. Minimum of 1 year experience installing precast concrete pavers on projects of similar size
 - 2. Installation contractor must meet all local, state/provincial licensing & bonding requirements
- 1.4 Warranty
 - A. Manufacturer/Installer shall warrant installed system for a period of 1 year from date of substantial completion against failure of workmanship and materials.
- 1.5 Maintenance
 - A. Furnish supply of maintenance materials to the owner from same lot as materials installed.

PART TWO - PRODUCTS

- 2.1 Manufacturers
 - A. Acceptable Manufacturers
 - 1. Tile Tech Pavers - Los Angeles, Ca
www.tiletechpavers.com
- 2.2 Materials
 - A. Portland Cement: ASTM C-150 specs
 - B. Aggregated: ASTM C-33 specs
 - C. Coloring: Pigments shall be inorganic and resistant to alkalinity
- 2.3 Manufactured Units
 - A. Precast Concrete Pavers
 - 1. Sizes: 11-13/16" x 11-13/16" (Actual)
11-13/16 x 23-5/8 (Actual)
15-3/4" x 15-3/4" (Actual)
15-3/4" x 15-3/4" (Actual)
19-7/8" x 19-7/8" (Actual)
15-3/4" x 15-3/4" Octagonal
 - 2. Comprehensive strength: Average not less than 7,000psi per ASTM C-140
 - 3. Water Absorption: Not greater than 5% per ASTM C-140
 - 4. Freeze/Thaw: 50 cycles with less than 1% loss of dry weight. ASTM c-67
 - 5. Center Load: Minimum load of 1,750lb applied to center of paver supported on four corners by pedestal
 - 6. Flexural Strength: Not less than 600psi per ASTM C-293

PART THREE - EXECUTION

- A. Sand Set Installation
- B. Mortar Set Installation
 - 1. Thin Set
 - 2. Thick Set
- C. Pedestal Installation

For complete material & installation specifications, please contact Tile Tech Pavers

Physical Properties

Compressive Strength	Avg >8,000psi	ASTM C-140
Flexural Strength	>600psi	ASTM C-293
Water Absorption	<5 %	ASTM C-936
Coefficient of Friction	>0.6%	ASTM C-1028
Freeze Thaw	<1 %	ASTM C-67

Colors & finishes shown are only a representation. Please request samples for approval.

